

# Janakiya Pankalithavum Punarnirmanavum Initiative

Building Back Kerala Better with the  
feedback and participation of affected  
populations



*Feedback collection by Kudumbashree Workers in Alaphuza District on 10 Oct, 2018*

# ***Presentation Outline***

## **1) Accountability to Affected Populations in Kerala: India Approach through Governance Systems**

- Strategic approach and programme details
- Key outcomes of the feedback of people affected

## **2) Feedback of Disaster Affected Communities**

- **State Overview**

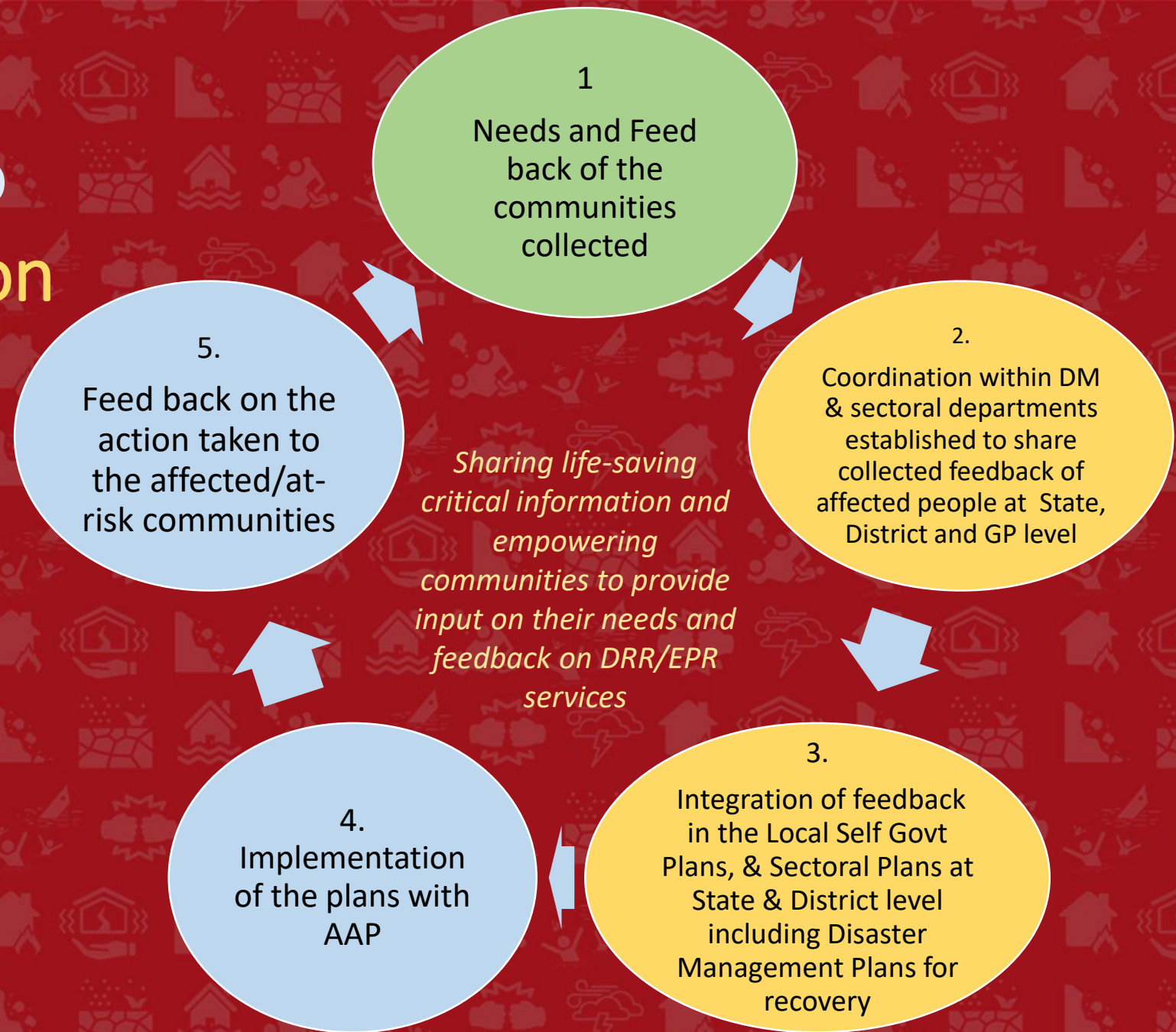
## **3) The way forward**

# Janakiya Pankalithavum Punarnirmanavum Initiative-operationalizing Accountabilities to affected/at-risk populations in Kerala

- Builds on the Kerala model of People's Plans (Janakeeya Aasoothranam) and democratic decentralization to ensure people-led post-disaster recovery process
- JPP-I is institutionalized within Kudumbashree, Self-Help Group network with **4.3 million women members supported by the Local Self Government Department**, enabling a connection between ongoing development planning processes and women-led humanitarian response and recovery.
- Kerala State Disaster Management Authority (KSDMA), State Planning Board and Kerala Institute of Local Administration are the technical partners
- Collaboration with other UN agencies is underway. TISS, Ridhhi Foundation, EID, Sphere India and CDAC **provide strategic technical and implementation support.**

# Accountability to Affected population in Kerala

## 5 stage process



# Connecting Affected Populations with the local Government institutions

## A. Affected Families and Marginalized Groups:

1. Persons with disability
2. Fisher-folk
3. Tribal, SC-Dalits
4. Children
5. Women-headed households
6. Women Micro Entrepreneurs
7. Migrant workers
8. Cultivators and farm labour
9. Aged population (Men and Women)



## B. Local Self Governments (Elected Representatives and officials)

# JPP-I: Kerala Expected Results

- 1 1% affected people (i.e 19,869 of 5.5. million) engaged monthly for feedback and people-led rehabilitation, reconstruction and recovery planning
- 2 **Feedback Platform** available for information at GP, District and State level (Revenue and Relief, Kudumbashree, LSG and Sectoral Secretaries)
- 3 **By 2019-2020: 489 Gram Panchayat Plans, 7 DDMPs, 1 SDMP and 7-9 sectoral plans are AAP and Risk Informed**



# Janakiya Pankalithavum Punarnirmanavum Initiative

Government of Kerala



Sector Dashboard Customise DashBoard Real-time Report Progress Map



Building Back Kerala Better with the feedback and participation of affected populations ... [read more](#)

State Kerala

Affected Population

Population Affected

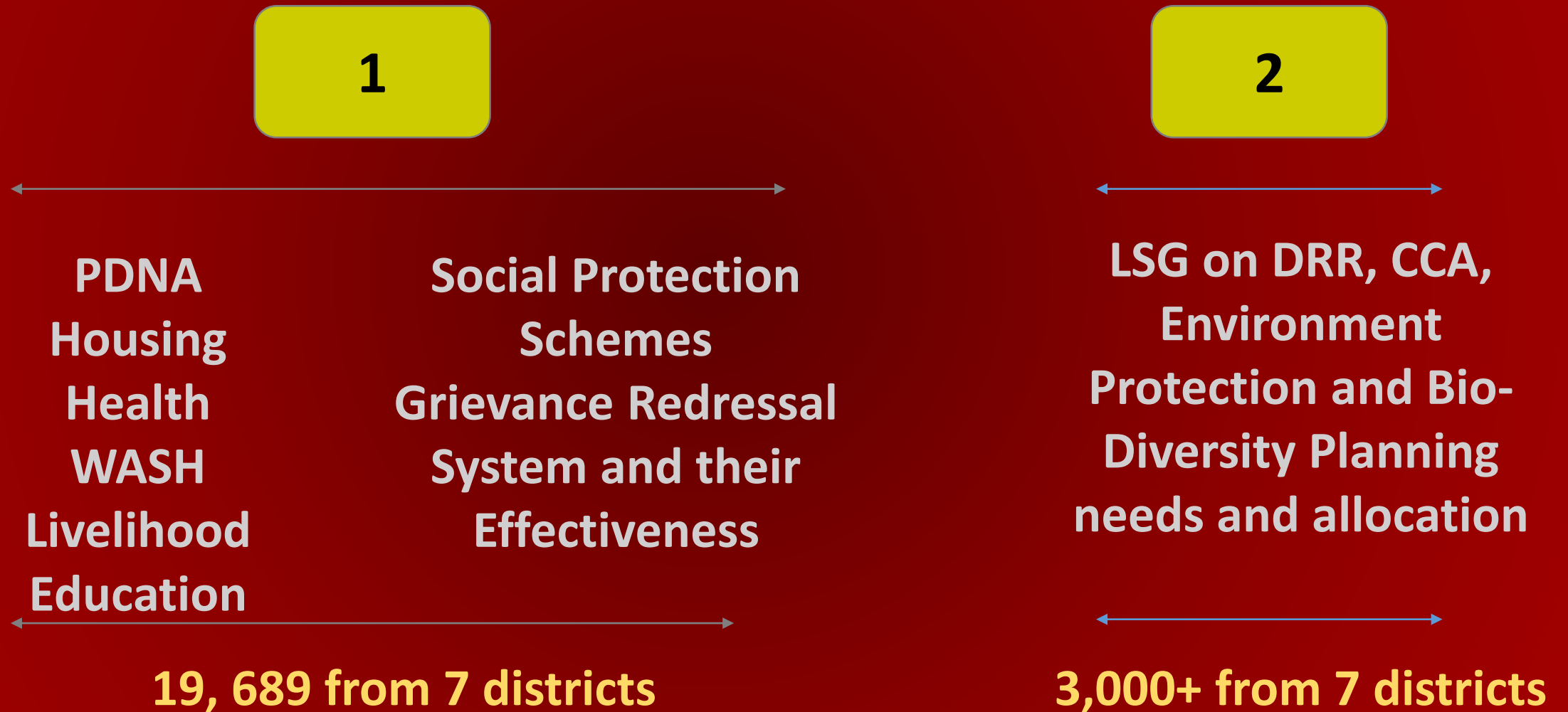
Real Time Dashboard

Persons to be interviewed

Persons interviewed

## Accountability To Affected Population Feedback Platform

# Key Areas of Information and Needs for Monthly Feedback Collection







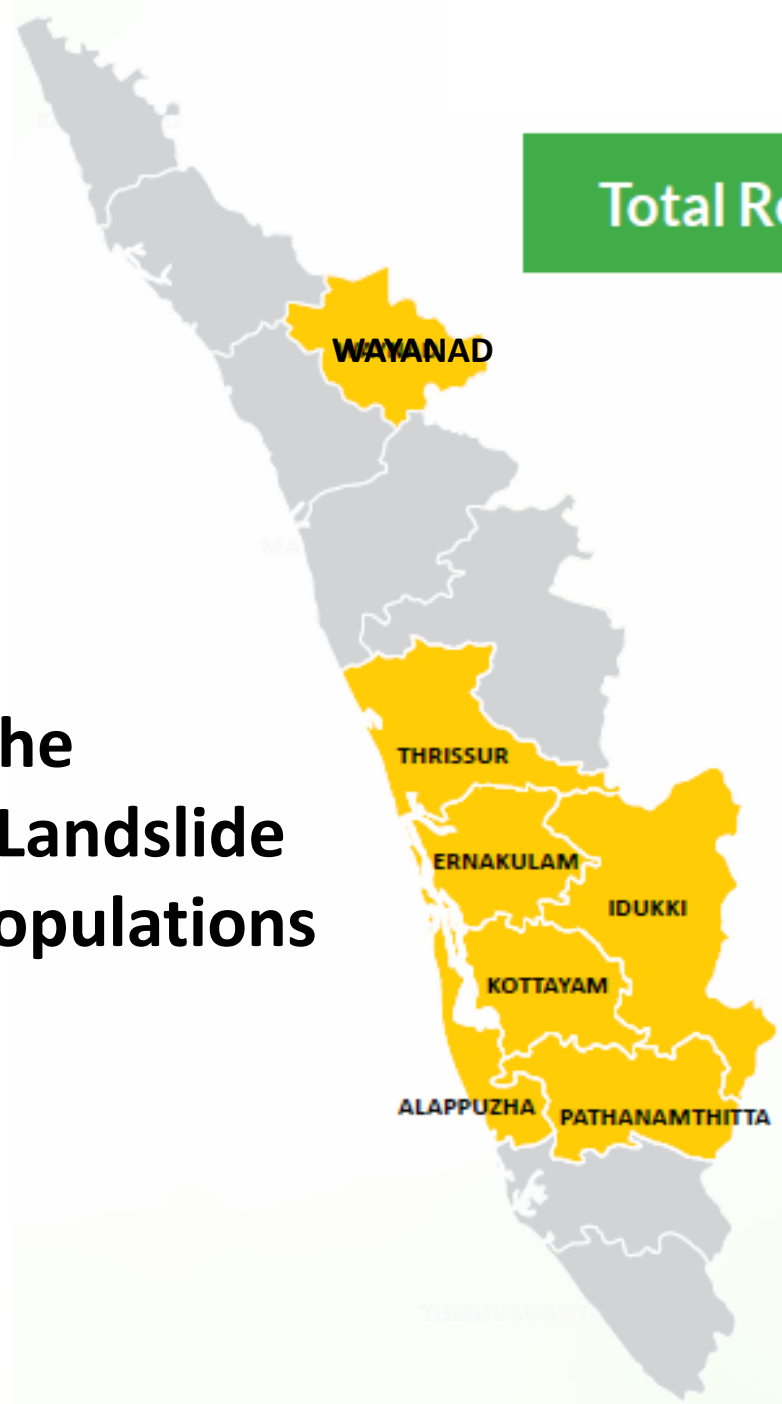
ജനകീയ പങ്കാളിത്തവും  
പുനർനിർമ്മാണവും

നവ കേരളം

# Kerala State Report

A snapshot

# Profile of the Flood and Landslide Affected Populations

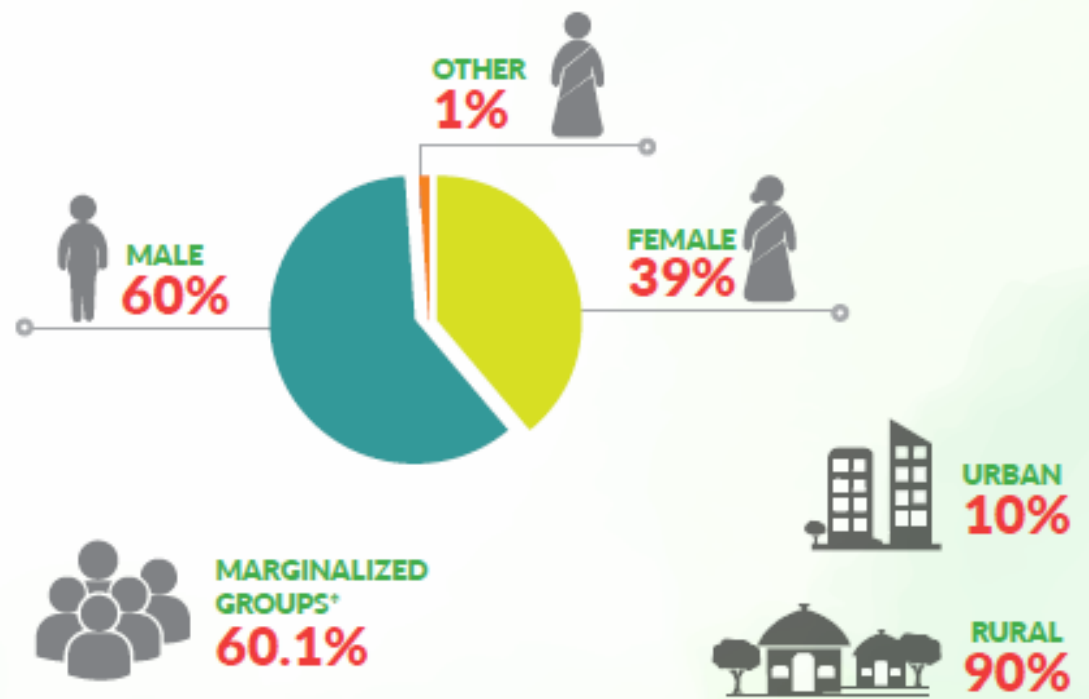


Total Respondents

**17,922**

as 23 Jan, 2019

## Affected Population



Disabled	4.36	Cultivator	7.9
SC/ST	15.24	Boys (11-18 yrs.)	7.31
Fisher-folk	3.37	Girls (11-18 yrs.)	7.59
Women-headed HH	17.68	Elderly (60 years+)	21.67
Migrant workers	5.05	Women micro-entr.	1.67
Agri. labourer	8.15		

\*People with Disability, SC/ST; migrant workers; Fisher folk; Agricultural laborer, women headed households, Adolescents, Elderly, Women Entrepreneurs

# Most important priority needs to be addressed after the floods

(State Overview and District Wise)

State Total & District	Housing	Health	Palliative care	Access to safe drinking water	Education	Food	Seeds and tools to revive agriculture	Cash grants	Loans to restart business	Infrastructure restoration (roads, bridges, etc)	Safety and Security	Social protection	Psycho-social care	Protection of children*	Others
<b>Total</b>	81.53	63.01	33.47	59.57	34.14	51.19	25.3	42.64	12.72	26.11	24.57	17.59	8.78	11.04	1.04
Alappuzha	78.90	55.14	28.53	58.28	26.22	49.18	20.53	46.37	9.89	25.46	26.29	18.57	7.94	9.7	1.38
Ernakulam	82.39	70.38	43.33	63.22	39.40	55.44	26.57	44.33	17.53	26.54	29.36	22.07	13.55	15.86	0.41
Idukki	88.65	65.53	40.81	64.42	42.62	62.12	44.01	55.85	16.09	37.26	27.16	21.73	8.08	13.3	0.77
Kottayam	78.56	60.99	25.00	51.65	33.81	47.43	20.79	33.27	7.54	20.75	19.6	12.98	8.08	7.27	1.88
Pathanamthitta	77.69	67.83	39.76	69.20	33.23	54.10	31.03	46.66	17.53	28.22	26.71	22.31	10.47	16.08	0.91
Thrissur	81.13	55.2	25.5	52.73	29.96	39.56	17.99	32.04	11.39	19.91	16.07	11.45	6.28	8.04	0.98
Wayanad	88.78	74.34	35.64	69.55	41.58	60.81	33.33	53.47	10.56	37.05	31.19	15.76	3.8	5.86	0.74

\*Against physical and sexual abuse, trafficking, child labor, violence etc.

Less than 60%
  Between 60% to 80%
  More than 80%

# Receipt of any relief assistance in the first 30 days, after floods

## State and District wise details



**Significant Migrant workers, Agricultural Laborers, Cultivators, Children, Fisher-Folk and Elderly people have not been able to access relief assistance.**

Yes No Don't know Don't want to answer

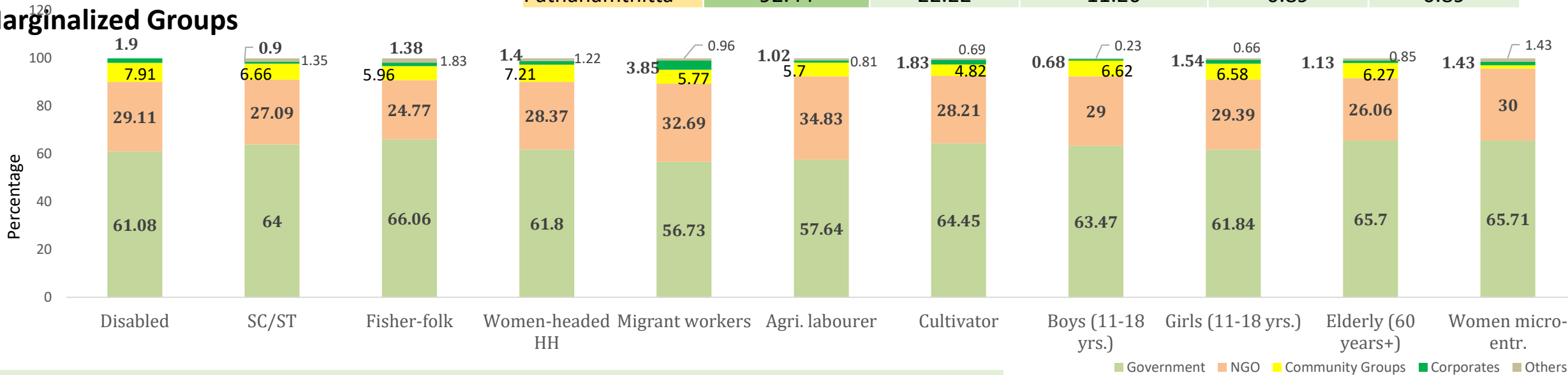
# From whom assistance was received in first 30 days

## State and District wise details

■ Less than 60%
 ■ Between 60% to 80%
 ■ More than 80%

State and District wise	Government	NGO	Community Groups	Corporates	Others
State Total	90.78	36.43	9.55	1.74	1.16
Wayanad	60.00	73.04	11.43	1.25	0.71
Thrissur	96.35	30.4	4.57	0.26	0.46
Ernakulam	90.23	40.3	10.45	3.95	1.2
Idukki	77.83	34.98	12.81	3.94	5.42
Kottayam	94.59	34.93	5.17	0.37	0.98
Alappuzha	95.31	31.81	12.79	1.28	1.49
Pathanamthitta	92.44	22.22	11.26	0.89	0.89

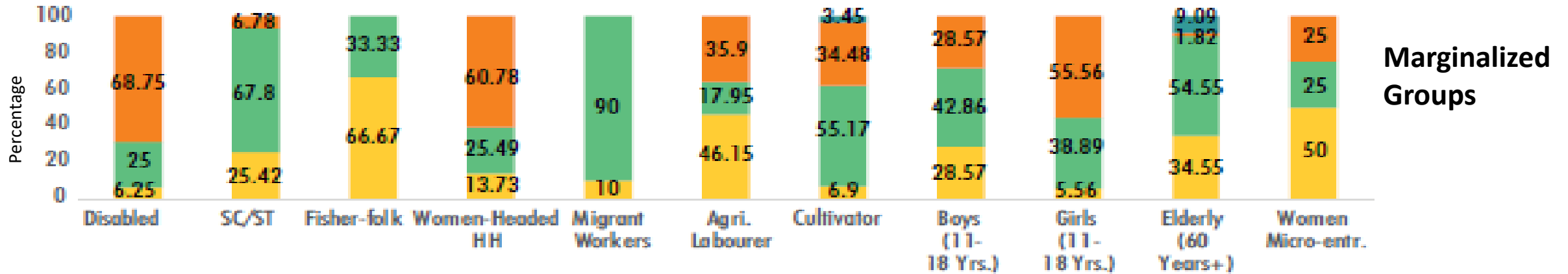
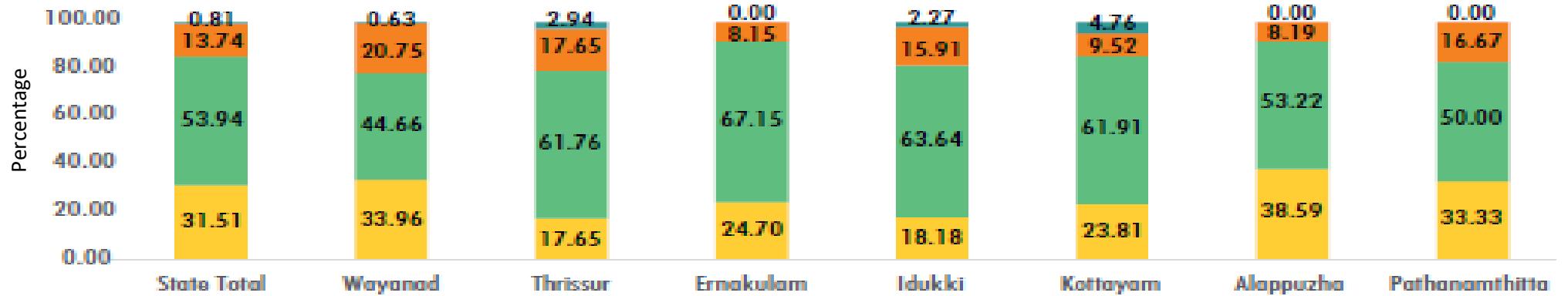
## Marginalized Groups



***Predominantly, assistance was received from government followed by NGOs.***

# Are you aware of any complaint/grievance redressal mechanism?

State and District wise details

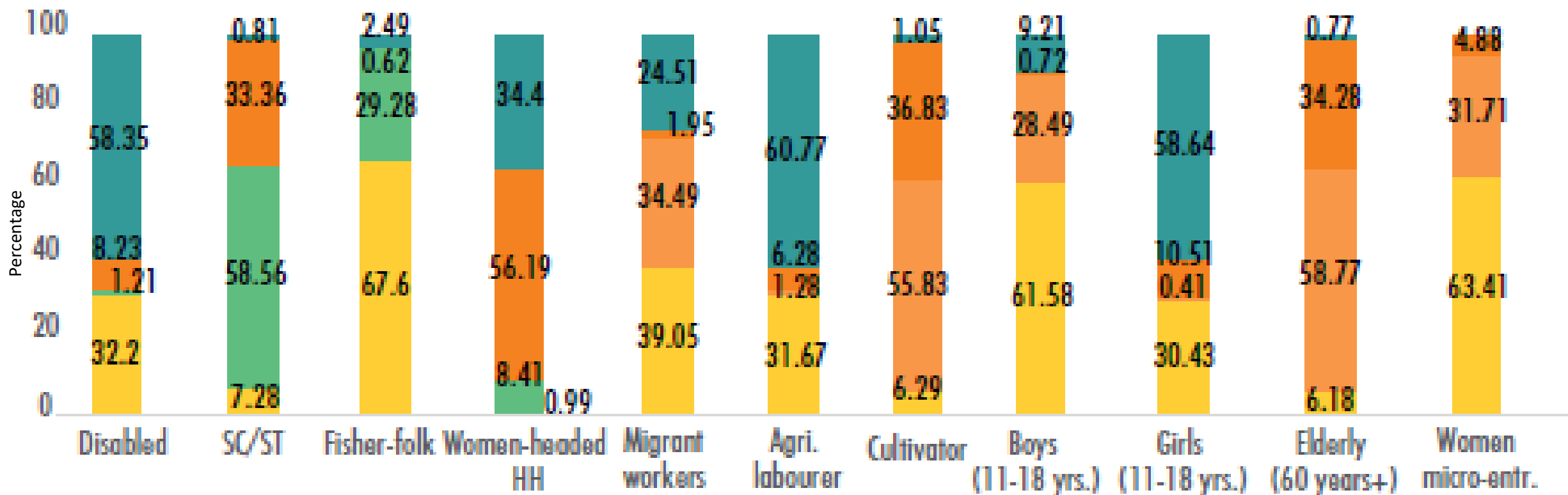


Marginalized Groups

**Knowledge of complaint and redressal mechanisms was overall low and was less than 20% in Thrissur and Idukki. Among Marginalized Groups, Women Entrepreneurs (linked to Kudumbashree) and Fisher-Folk were more informed about redressal mechanisms.**

# Satisfaction with post-flood relief and rehabilitation efforts in your village/ward

## Marginalized Groups



*Fisher-folk and Women micro-entrepreneurs were satisfied with post flood assistance and rehabilitation efforts. SC/ST were found to be significantly dissatisfied with post flood support. Women HHs, Cultivators and Elderly had limited knowledge of flood relief efforts.*

Yes No Don't know Don't want to answer

## Facts about Kerala Floods and Landslides

1.45 million people were in relief camps and 5.5 million people in 11 out of 14 districts are affected; PDNA by GoK and UN estimate damage and loss at INR 32,000 Crores (approx. USD 4.7 Billion) for rehabilitation, reconstruction and recovery.

*Ponnamma from Pathanamthitta. An elderly widow, lives alone, with serious medical issues and traumatized. Lost her toilet and dreads stepping out. She has not received her grant of 10,000 and she asked how could she access it?*





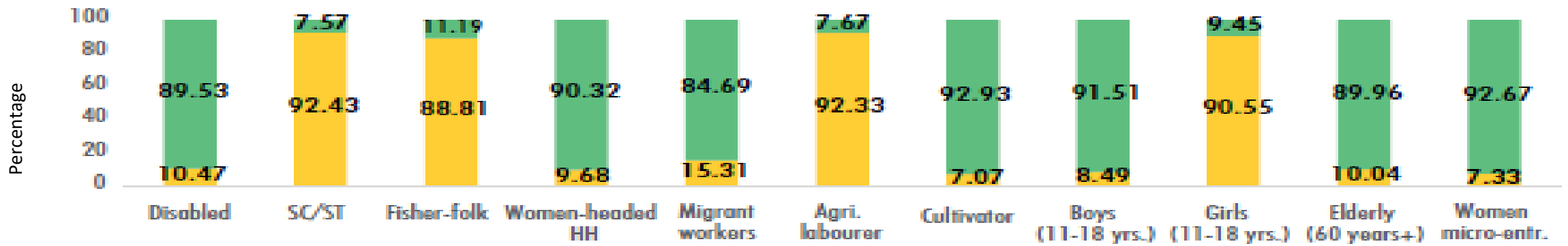
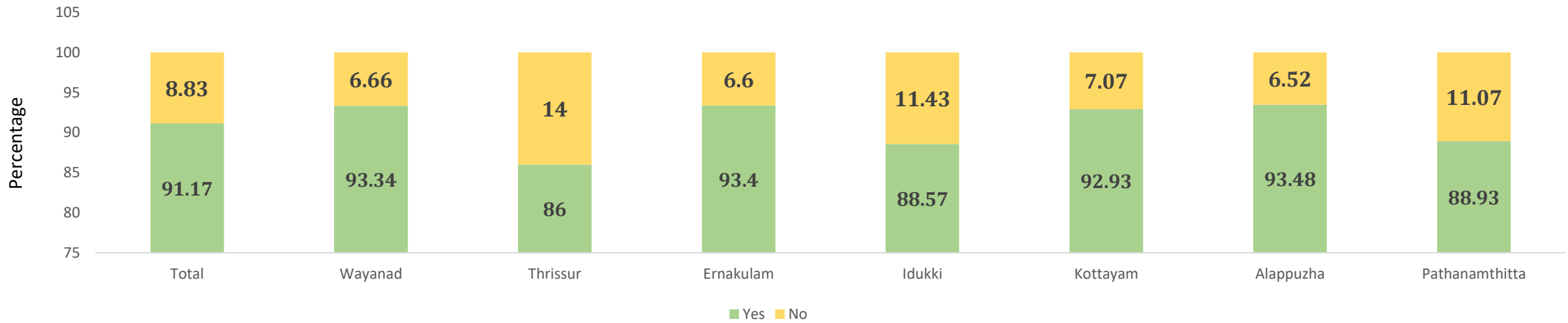
# Most important information Affected People wanted before, during and after the floods

State and district wise details	Weather forecast and warning on floods	Search and rescue	Information on Relief Camps	Relief assistance	Health and Psychosocial support	Others
State Total	73.66	47.06	51.9	49.34	32.7	2.05
Alappuzha	79.62	51.05	58.74	53.12	33.73	2.64
Ernakulam	74.1	50.78	52.46	50.9	36.71	1.61
Idukki	84.9	51.81	60.45	63	42.45	2.06
Kottayam	66.55	37.45	43.33	41.21	24.26	2.54
Pathanamthitta	75.67	50.97	49.68	48.81	34.95	1.95
Thrissur	63.24	38.56	47.68	42.12	26.86	2.09
Wayanad	84.23	56.4	54.14	55.51	36.12	0.97

*Information on Weather forecast and warning on floods was found to be most important need before, during and after the floods.*



# Need to strengthen Disaster Preparedness



*Need to strengthen disaster preparedness is a priority across states and especially in Alappuzha, Ernakulam and Wayanad . SC/STs, Agricultural laborers, Girls and Fisher-folk also prioritized strengthening of it..*





# Sectors

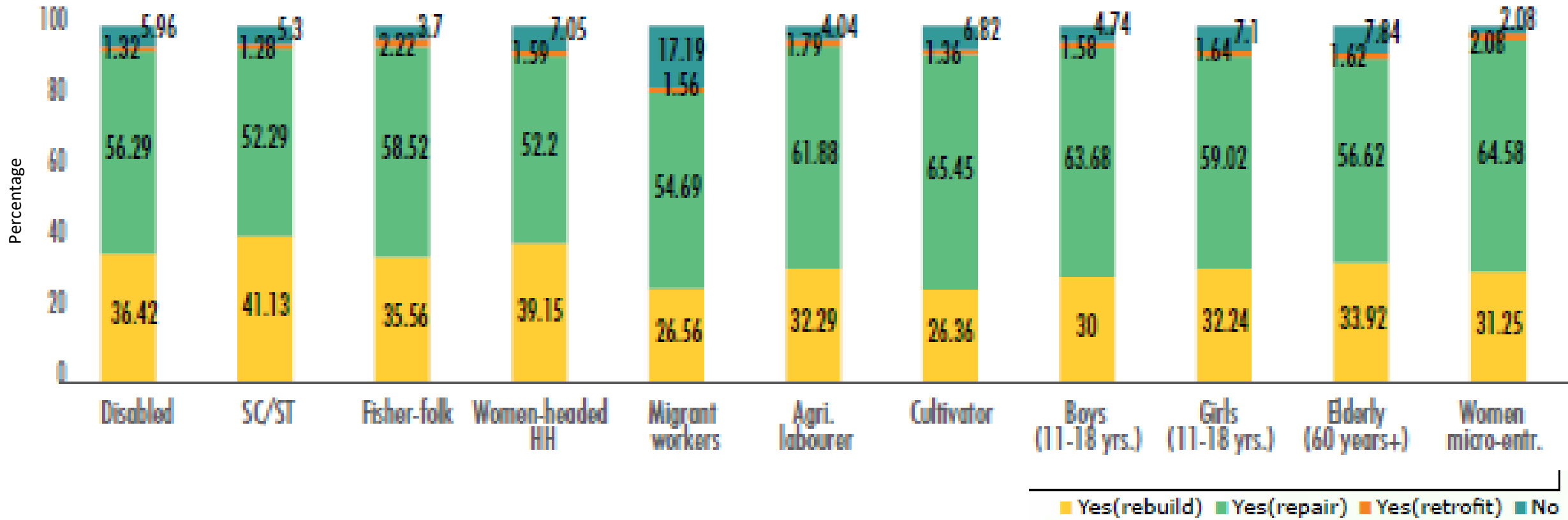
Housing, Health and Nutrition,  
WASH, Education and Livelihoods



ജനകീയ പങ്കാളിത്തവും  
പുനർനിർമ്മാണവും

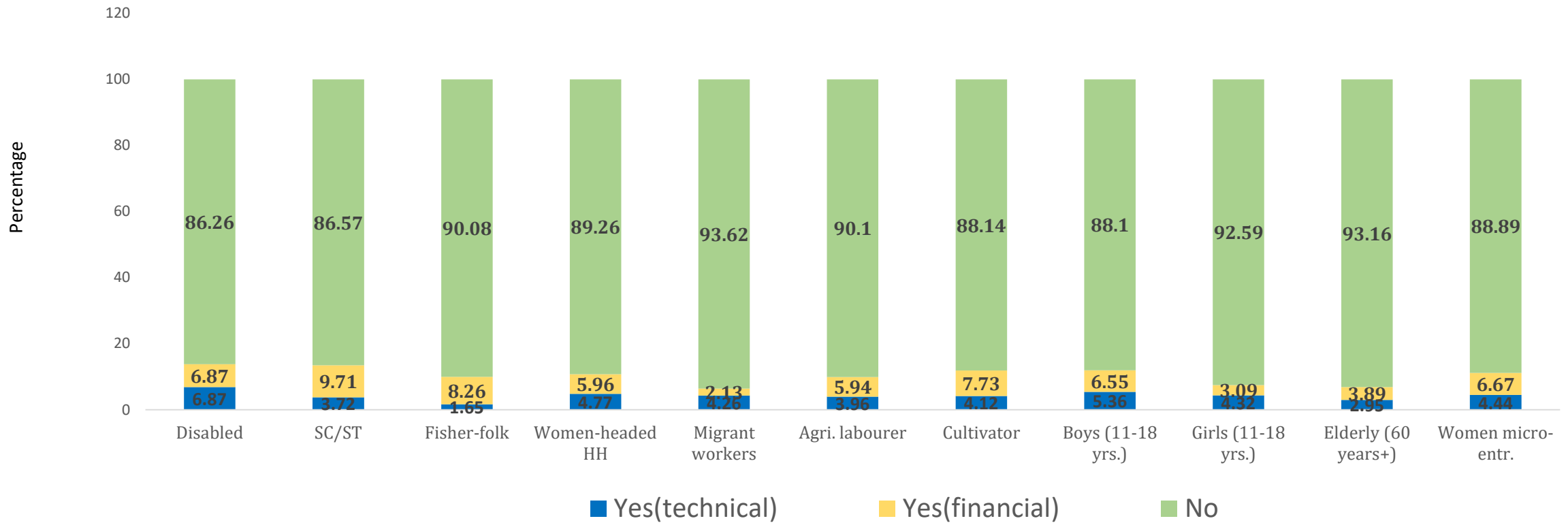
നവ കേരളം

# Housing: Support needed to rebuild, repair or retrofit homes



*Repairing of homes was a priority for all marginalized groups. KSDMA with RKI is rolling out housing initiative which includes rebuilding support, Inclusive housing for disabled, elderly and other vulnerable groups and communication on resilient repairing and retrofitting of homes.*

# Housing: Received any housing reconstruction or repair support from any source



*All marginalized groups need support for housing reconstruction and repairing.*

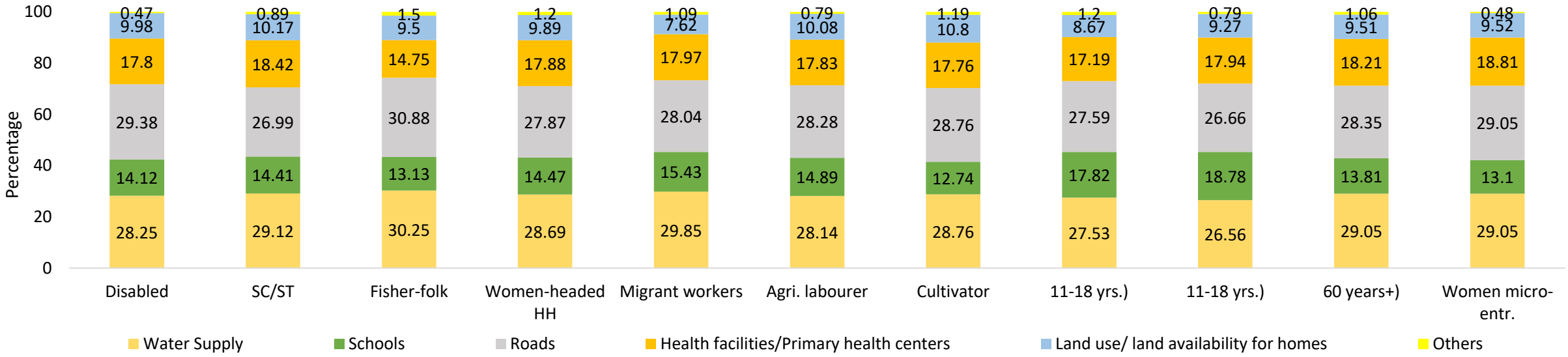
# WASH: Reconstruction priorities besides building homes

## State and District wise details

■ Less than 60%
 ■ Between 60% to 80%
 ■ More than 80%

State and District wise	Water Supply	Schools	Roads	Health facilities/ Primary health centers	Land use/ land availability for homes	Others
State Total	74.96	37.9	73	46.16	25.5	2.78
Wayanad	77.43	35.86	80.2	46.39	36.39	2.05
Thrissur	72.85	34.71	64.06	39.82	20.14	2.68
Ernakulam	79.95	43.82	70.82	50.97	29.97	2.41
Idukki	74.29	39.8	83.43	51.98	40.08	2.55
Kottayam	65.5	39.73	71.4	42.56	17.91	2.98
Alappuzha	77.77	30.82	77.38	46.04	20.8	3.8
Pathanamthitta	74.98	40.4	75.75	47.82	25.4	2.14

## Marginalized Groups



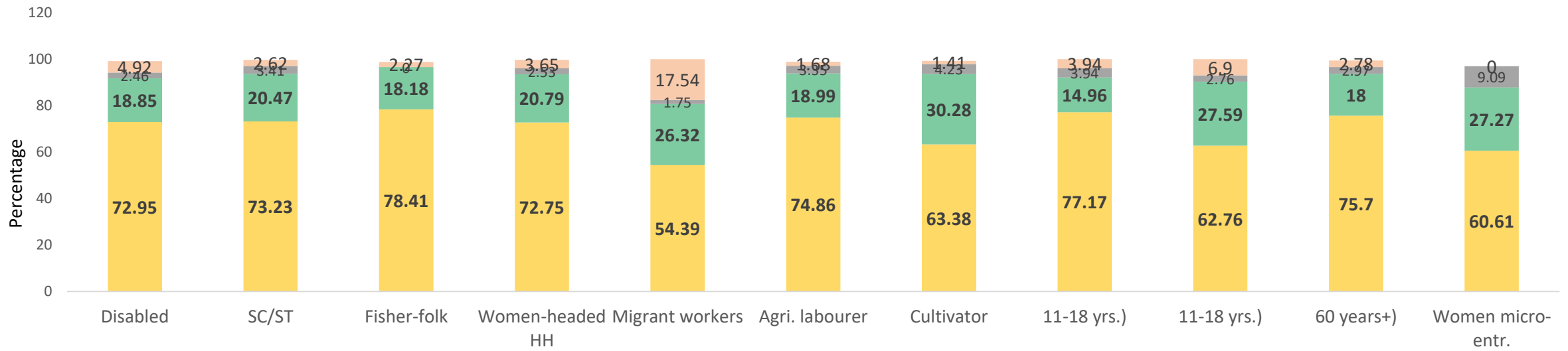
***Water supply followed by roads are the reconstruction priorities besides building homes***

# Health and Nutrition: Access to Healthcare services after floods

## State and District wise details



## Marginalized Groups



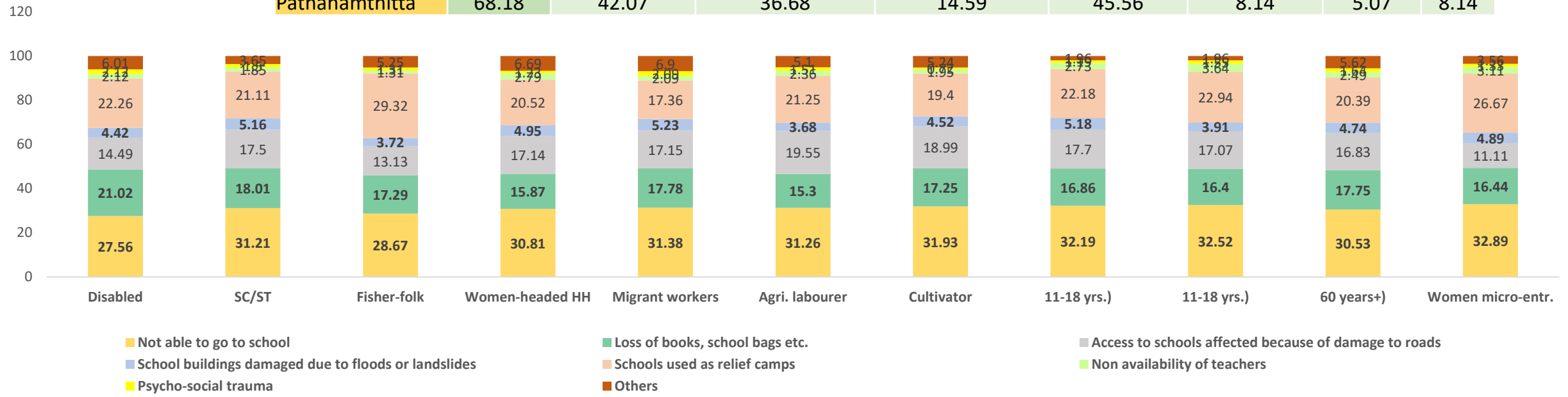
***Access to health services were improved after the floods. Yet for Migrant Labourers, cultivators, girls and women entrepreneurs seems to think otherwise.***

# Children and Education: Main problems experienced by children of the household after floods

**State and District wise detail**

■ Less than 60%
 ■ Between 60% to 80%
 ■ More than 80%

State and Districts	Not able to go to school	Loss of books, school bags etc.	Access to schools affected because of damage to roads	School buildings damaged due to floods or landslides	Schools used as relief camps	Non availability of teachers	Psycho-social trauma	Others
<b>State Total</b>	<b>62.38</b>	<b>36.86</b>	<b>34.26</b>	<b>9.88</b>	<b>42.57</b>	<b>5.42</b>	<b>2.92</b>	<b>8.74</b>
Wayanad	46.38	17.97	34.93	3.91	32.17	0.43	0	14.2
Thrissur	58.76	35.8	25.75	5.4	39.26	6.21	1.94	10.17
Ernakulam	66.47	42.63	32.54	12.39	50.9	5.16	5.19	3.44
Idukki	66.28	30.52	66.37	21.12	48.98	9.94	3.28	7.81
Kottayam	63.18	31.57	33.52	9.01	36.61	4.53	2.11	9.53
Alappuzha	60.99	42.92	27.96	6.17	38.91	3.66	1.56	12.35
Pathanamthitta	68.18	42.07	36.68	14.59	45.56	8.14	5.07	8.14

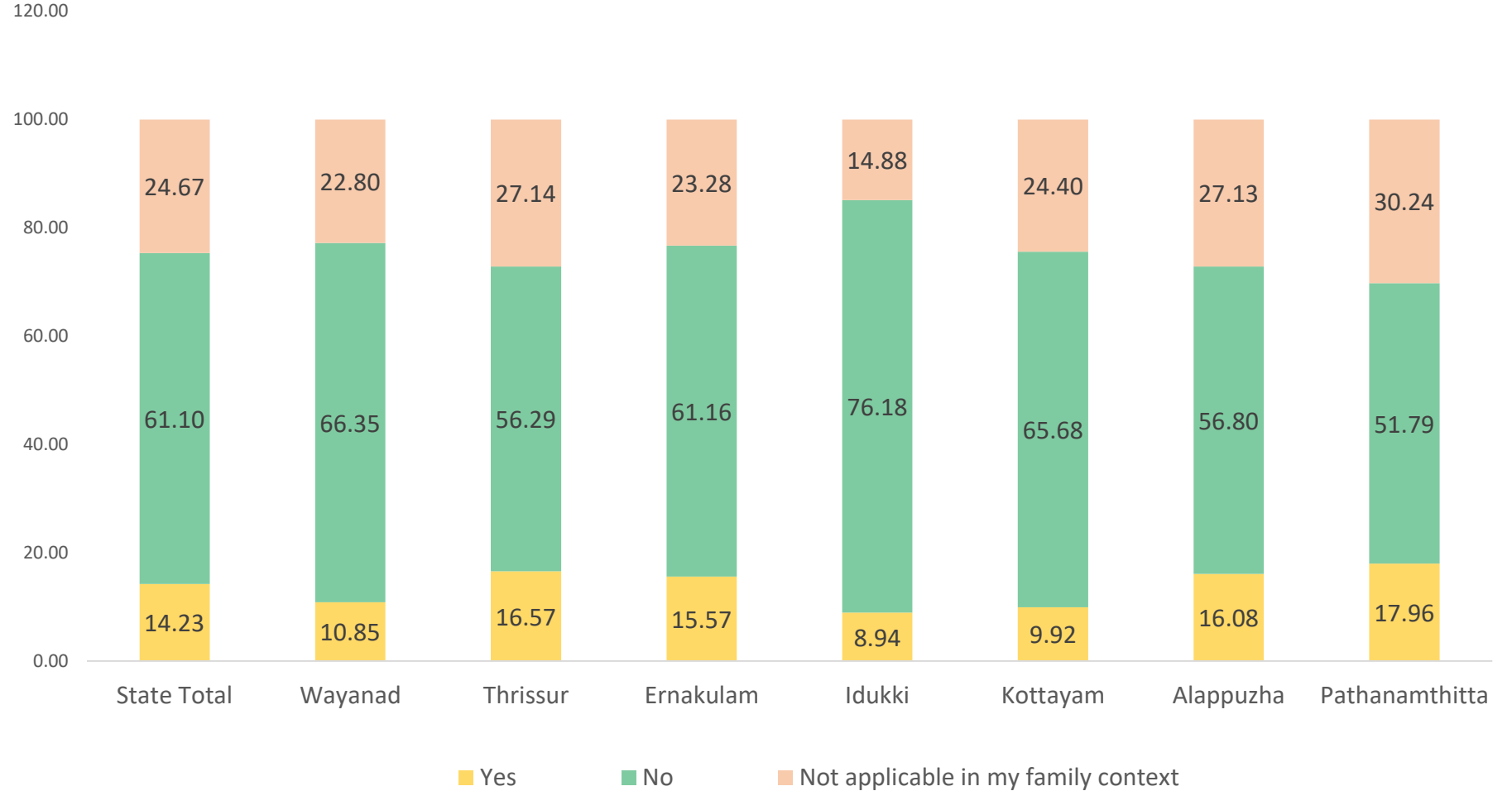


***Most of the children could not go to school across 7 districts.***



# Children and Education: Dropouts of girls and boys after floods

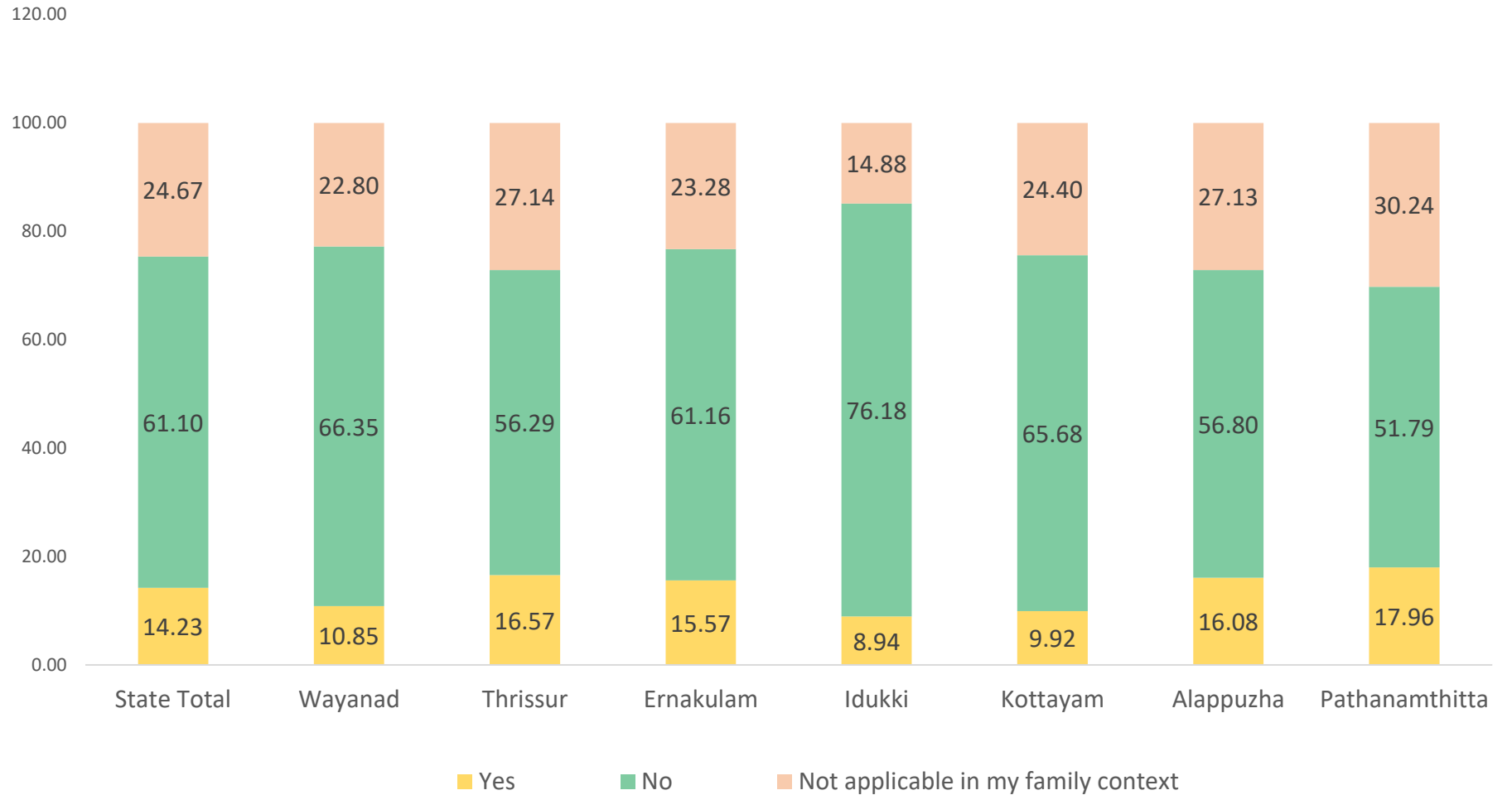
## State and District wise details



**14.23% children from seven districts reported dropping out of schools after floods.**

# Children and Education: Dropouts of girls and boys after floods

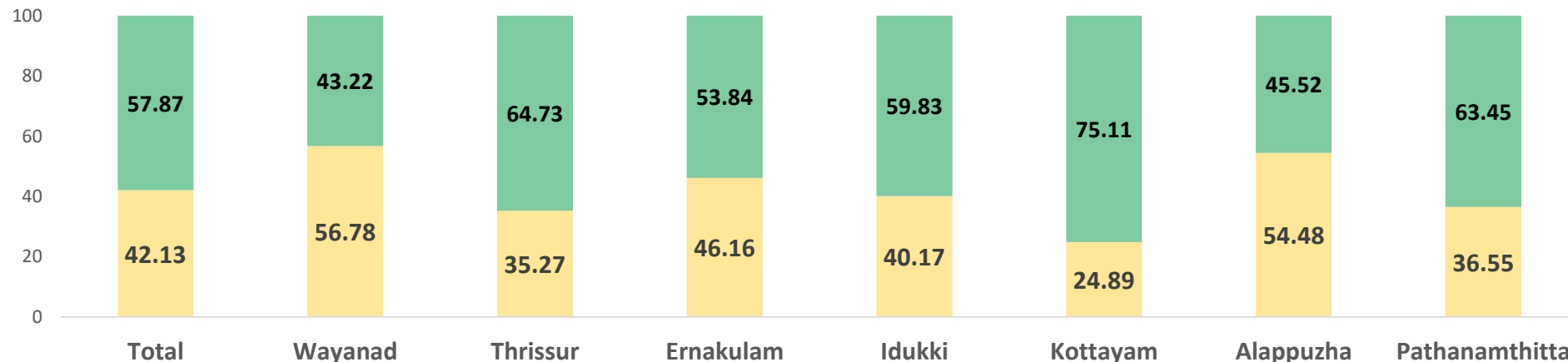
## State and District wise details



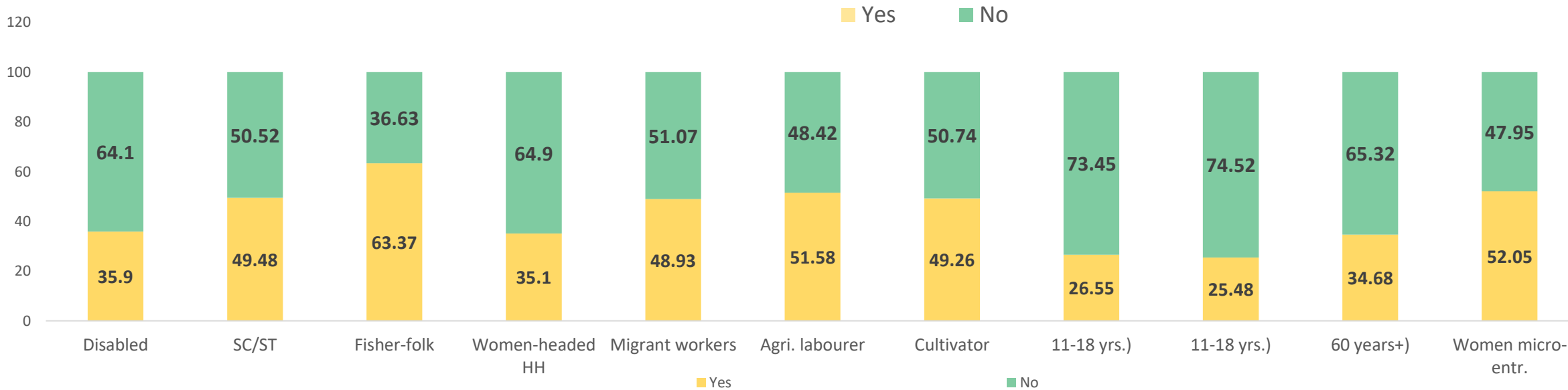
**14.23% children from seven districts reported dropping out of schools after floods.**

# Livelihoods: Affected people who lost their job

## State and District wise details



## Marginalized Groups



**Wayanad and Alappuzha affected with people loosing their jobs after floods. Fisher folk, Agricultural Labourers and women entrepreneur were significantly affected.**

# Janakiya Pankalithavum Punarnirmanavum Initiative-Next Steps

- Work with State Planning Board in institutionalizing use of voices of affected people, marginalized groups and opinions LSG elected officials to inform GDP plan finalizations, DRR Plans at state and district level.s
- Support government in monitoring extent of access and outreach of government schemes and recovery programmes, with a special focus on at-risk population
- **Establish circular feedback loops with Panchayat and basis to make the recovery process robust at all levels**



Questions?

Kudumbashree  
supporting building of  
**Nava Keralam**  
with the feedback and  
participation of  
flood affected populations